


Spring 2010
The Lake House



interstate




The Lake House



Off the freeway and down a local highway, past the strip malls and gas stations, lies an unmarked road. A road so nondescript, if you didn't know it was there, you would drive right by. Down this road, neighborhoods become individual houses, until houses become only trees.

Twisting and turning, it winds deeper into the wilderness, where the trees are so thick they almost completely block out the sun. Over a small hill the darkness explodes into blinding light, the trees open up revealing the water glistening like diamonds in the sun. Around a few more bends you eventually arrive at The Lake House.



I always try to find interesting places to do the photos for the catalogs and website. Every where I go, I am constantly on the watch for locations. Our friends Jen and Sandy live in this neat little house on Lake Lackawanna. They always refer to it simply as The Lake House.

When the time came to try to figure out the photos for the latest group of shirts, the first place I thought of was The Lake House.

Jen and Sandy were nice enough to let me completely take over their house for a day.



I don't think they were expecting the insanity that comes along with photo shoots. Tons of props, lighting, and wardrobe were brought in. The kitchen table was buried under clothes. Lights and extension cords were all over the place.

This is the first catalog that has a constant theme throughout. It wouldn't have been possible without the help of Jen and Sandy and our models Nate and Nicole. It was a whirlwind location shoot, and a lot of work for all of the supporting photos. Hopefully all of the hard work will show just a little bit of the idyllic world that is The Lake House.





Problems and Solutions



Solution: Nicole was a really good sport. Problem: Can't see the design on the shirt. Solution: Take different photos of the shirt.

I really wanted to do a tire swing shot for this catalog. Problem: No tire swings. Solution: Build a rig to hang a swing on.

Problem: Getting a model to agree to climb onto the swing hanging from the crazy rig. Solution: Build a rig to hang a swing on.



Amina

Kelly Green Fine Jersey Tank Top
\$20.00



GO OUTSIDE...

Woodruff

Heather Indigo Fine Jersey T

\$24.00





Dorie

Lemon Fine Jersey Tank Top
\$20.00





Taylor

Athletic Blue
Tri-Blend V-Neck T
\$24.00





Before there were iPods and MP3's, before you could burn a cd or create a playlist with a few clicks of a mouse, there was the mixtape.

Recording was done in real time. Sitting watching the spools spin and the counter click, hovering over the pause button waiting for the song to end.

3:14. 3:15. 3:16.

Pause.

Stop.

Eject.

Queue up the next song and start the process over.



Making a mixtape for someone was like a declaration of love.

"I made you a mixtape."

really said

"I think you're special and I took a lot of time and effort to make this for you."

The mixtape offers a sentiment that can never truly be expressed with an iTunes playlist.





Mixtape

White Fine Jersey T

\$24.00



Scones

Oven 400 degrees

2 c flour - 1 1/2 white flour, 1/2 whole wheat flour

3 tbsp sugar

1/8 tsp salt

1 tbsp + 1 tsp baking powder

2 1/2 tbsp brown sugar (approx.)

6 tbsp chilled butter

Toasted walnuts (1/2 cup before finely chopped)

1 c Oats

1 beaten egg

3/4 c milk


Vanilla extract

Honey

1 spoonful sour cream

Milk and sugar to dust tops

Heavy Sea Salt



Combine Flour, sugar, and salt.

Add Brown sugar.

Cut in butter.

Add oats and walnuts.

Combine Egg, Milk, Honey, Vanilla and Sour Cream.

Add to dry mixture until moist.

Turn dough onto floured surface
(use whole wheat flour and a little salt)

Knead dough approx. 12 times, adding flour as needed.

Pat out to 1/2 inch thickness.

Cut into triangles.

Brush top and bottom with milk.

Dip top in sugar.

Lightly Salt bottoms.

Place approx. 1 inch apart on baking sheet or in a scone pan.

Bake 12 - 15 minutes at 400 Degrees.





Mermaid

White / Baby Blue / White
Cotton Spandex Jersey Boy Brief
\$10.50



How to order stuff



Ordering

Visit www.interstateclothing.com
or
www.interstateclothing.com/girl

To Pay

We accept Visa, Mastercard, American Express and Discover.
You can also pay using PayPal.

Delivery

Shipping is free for all apparel orders placed in the U.S.
If you purchase a non apparel item shipping will be determined by weight.

Returns

Our goal is to make stuff that you are going to be happy with.
We believe in quality, and if you are not happy then we are not happy.
So, if you find that you are unhappy with the quality of one of our products, please return them and we will give you your money back.
To return something, please send an email to:
rant@interstateoutfitters.com
Tell us the problem, and we will make things better.



www.interstateclothing.com
www.interstateclothing.com/girl



Don't Throw me out!
Pass me along to someone that might be interested,
or send me back.
Interstate Clothing Co.
108 White Meadow Ave. Rockaway, NJ 07866